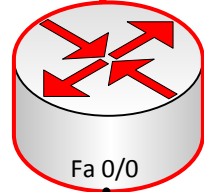
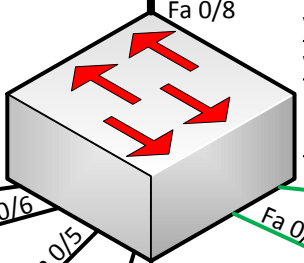


LAN CAISSE : 10.XXX.70.0/24
LAN VIDÉO : 10.XXX.124.24/30
10.XXX.124.28/30



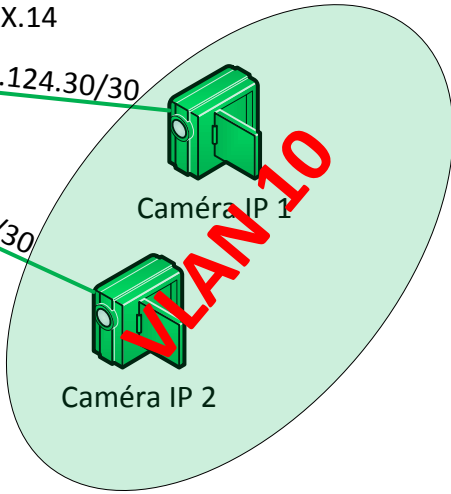
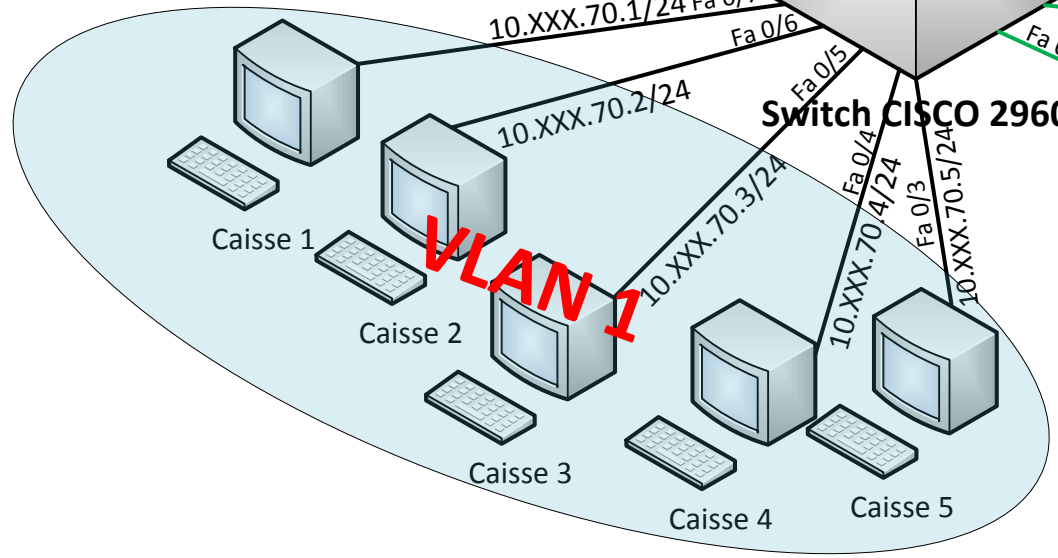
WAN : 10.XXX.XXX.191
SHDSL 1 Mbps
VLAN 1 : 10.XXX.70.254/24
VLAN 10 : 10.XXX.124.25/30
10.XXX.124.29/30 secondary
Loopback : 10.XXX.XXX.81

Routeur CISCO 888



VLAN 1 : 10.XXX.70.253/24
VLAN 10 : Pas d'IP car le VLAN 1 assure déjà la liaison entre le Routeur et le Switch
Loopback : 10.XXX.XXX.14

Switch CISCO 2960



10.XXX.70.1/24 Fa 0/7
10.XXX.70.2/24 Fa 0/6
10.XXX.70.3/24 Fa 0/5
10.XXX.70.4/24 Fa 0/4
10.XXX.70.5/24 Fa 0/3

Fa 0/8
Fa 0/1
Fa 0/2

10.XXX.124.30/30
10.XXX.124.26/30